GFM Series DEEP CYCLE Battery

6-GFM-100

12Volt

100ah @10hr
110ah @20hr

VRLA GEL / Non Spilable / Maintenance Free

AEG MOTIVE ENERGY

GFM series is a valva regulates AGM-GEL battery applying high purity lead with rare earth grid alloy and 4BS nucleation technique to promote the security and reliability of the battery. Fumed silica gel electrolyte improve parc of the electrolyte comparing with AGM battery when operated on float use.High consistency and high quality of production procedures provide excelent performance with long life in all applications, Telecom, UPS and other backup power applications.

SPECIFICATION

Nominal Voltage				12V (6 cells)
Nominal Capacity				
20-HR. to 10.8V	10-HR to 10.8V	5-HR to 10.8V	3-HR to 10.8V	1-HR to 10.5V
110Ah	100Ah	86.1Ah	76Ah	59.2Ah
Approximate Net Weight				29.3 kg (64.6 lbs)
Internal Resistance (approx.)				<5.5 milliohms
Max. Charging Current				25A
Charging voltage				Equalize: 14.4V @25°C(77°F) Standby: 13.5V @25°C(77°F)
Terminal				M8-Φ18
Operating Temp. Range				-35°C to 60°C(-31°F~140°F)
Advice Operating Temp.				15°C~25°C(59°F~77°F)
Self Discharge				
1 month				97%
3 month				91%
6 month				83%

AEG GFM series's self discharge <3%/month at 25°C(77°F). The storage period may up to 6 months at 25°C(77°F) and then a freshening charge is required.

Case and cover	A.B.S. UL94-V0 Optional.
Design Life time	10-12 years

FEATURE

- Long design life: the designed life at the temperature of 25℃(77℉) attains to 10~12 years
- Super discharge characteristics ensures reliable performance in UPS and telecommunication applications
- High consistency of capacity: excellent production and intelligent technology, high consistency of the battery
- Excellent over discharge recovery capability
- Valve regulated, maintenance free, non-spillable
- High discharge performance, low internal resistance

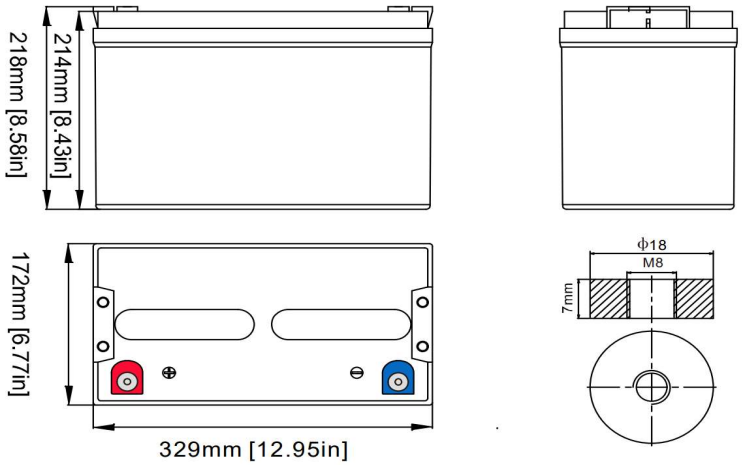

CONSTANT CURRENT DISCHARGE (UNIT: A)

15min	30min	1hr	2hr	3hr	4hr	5hr	6hr	8hr	10hr	20hr	F.V Time
121.50	84.22	52.50	29.00	23.11	18.78	16.33	14.22	11.56	9.80	5.10	1.85V
141.40	93.90	55.80	32.00	25.33	20.33	17.22	15.11	11.89	10.00	5.49	1.80V
152.60	98.00	59.20	33.67	25.82	20.59	17.32	15.25	11.98	10.10	5.65	1.75V
160.90	99.20	61.80	34.33	26.70	21.03	17.87	15.58	12.21	10.20	5.69	1.70V
164.80	100.70	64.20	34.85	26.93	21.28	18.13	15.74	12.27	10.26	5.74	1.67V

CONSTANT POWER DISCHARGE (UNIT: W/CELL)

15min	30min	1hr	2hr	3hr	4hr	5hr	6hr	8hr	10hr	20hr
228.70	168.80	98.00	70.50	54.30	42.00	36.30	31.10	23.80	19.80	10.40
262.00	178.50	103.80	71.30	54.80	42.60	36.50	31.40	24.60	20.10	10.50
277.80	186.60	105.00	71.70	55.10	43.00	36.70	31.60	25.00	20.20	10.60
285.80	194.80	106.90	72.10	55.80	43.20	37.00	31.80	25.30	20.40	10.70
289.70	199.30	108.80	73.50	56.70	43.50	37.70	32.00	25.50	20.50	10.80

www.aegbatteries.com Email : info@aegbatteries.com

© 2022 AEG BATTERIES. All rights reserved. AEG BATTERIES Company is not liable for damages that may result from any information provided in or omitted from this from this publication, under any circumstances. AEG BATTERIES Company reserves the right to make adjustments to this publication at any time, without notice or obligation.

GFM Series
DEEP CYCLE Battery

6-GFM-100

12Volt

100ah @10hr
110ah @20hr

VRLA GEL / Non Spilable / Maintenance Free

AEG MOTIVE ENERGY

Discharging Curve (25°C)

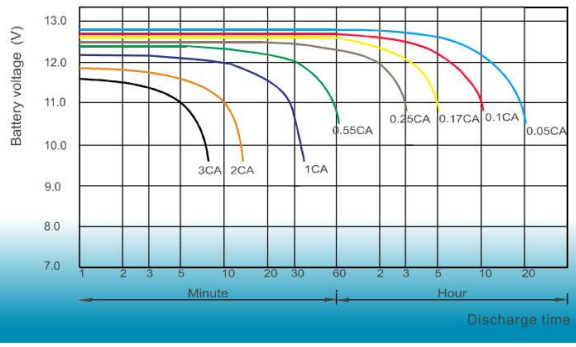

Charging Curve (25°C)

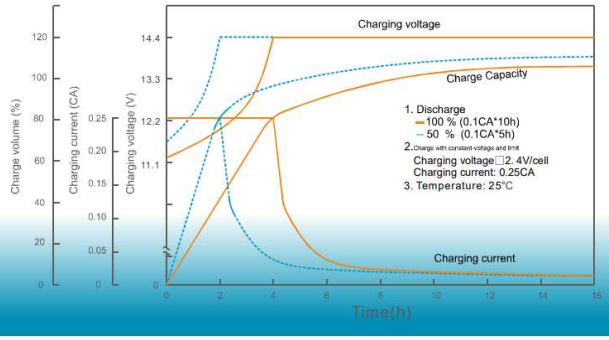

Cycle Life Vs Depth of Discharge

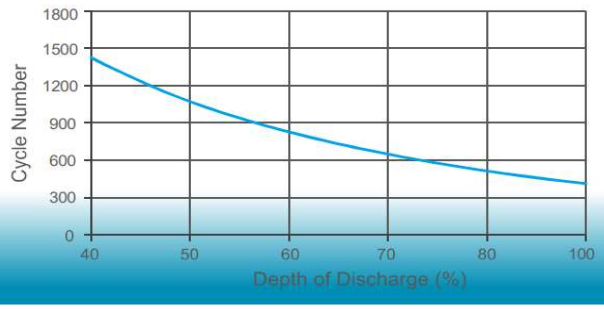

Cycle Life Vs Remaining Capacity

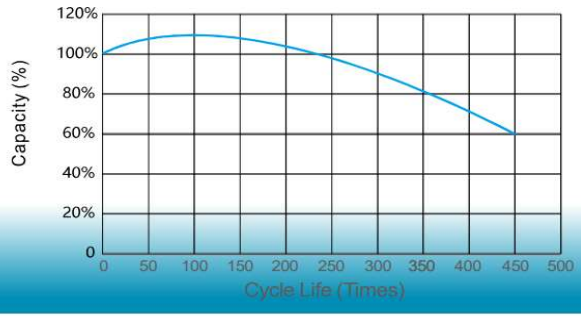

Self Discharge Characteristics

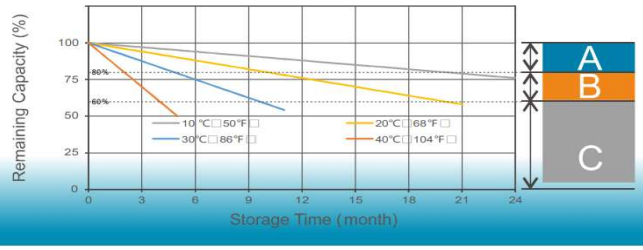

A Charging is not necessary unless 100% of capacity is required.

B Charging before use is necessary to help recover full capacity.

C Charging may fail to restore full capacity. Do not let batteries reach this state.

Charging Voltage Vs Temperature

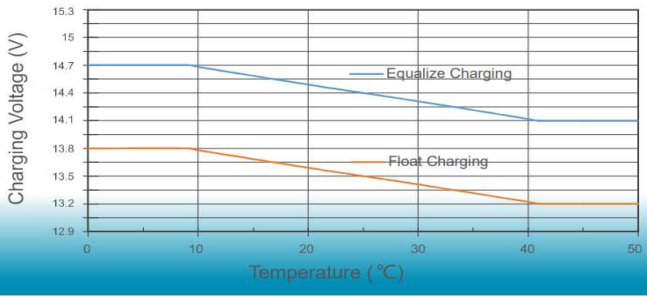

Equalize Charging: Apply constant voltage charge 14.4V at 25° C(77°F). Initial charging current should be set at less than 0.25C Amps. Switch to float charge to avoid overcharging.
Float Charging: Apply constant voltage charge of 13.5V at 25° C(77°F).

Temperature Compensation: Charging Voltage for both Cyclic and Standby applications should be regulated in relation to ambient temperature. As temperature rises charging voltage should be reduced to prevent overcharge and increased as temperature falls to avoid undercharge. 3 mV/cell/°C.

APPLICATION

A whole range of CYCLIC applications including but not limited to:

- UPS/EPS
- Data Center
- Telecom
- Floating operation
- Emergency Power Suppler

www.aegbatteries.com Email : info@aegbatteries.com

© 2022 AEG BATTERIES. All rights reserved. AEG BATTERIES Company is not liable for damages that may result from any information provided in or omitted from this from this publication, under any circumstances. AEG BATTERIES Company reserves the right to make adjustments to this publication at any time, without notice or obligation.