CLASSIC

LUXOR
solar module manufacturer



- POWERFUL N-TYPE TOPCON CELLS
- DOUBLE GLASS: HIGHER MECHANICAL AND THERMAL STABILITY
- BIFACIAL: DOUBLE-SIDED POWER GENERATION FOR MORE YIELD
- REDUCTION OF BALANCE-OF-SYSTEM-COSTS THROUGH HIGHER PERFORMANCE PER MODULE
- ECONOMICAL AND ROBUST MODULE DESIGN

15 YEARS
product guarantee[1]

30 YEARS
linear performance guarantee[1]

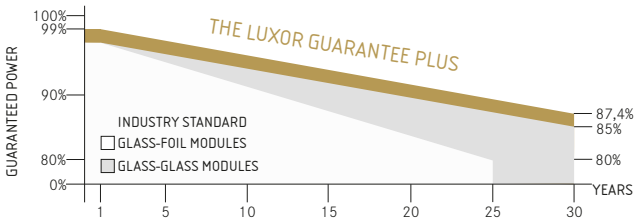

ECO LINE CLASSIC 600-620W
TOPCON SILVER WHITE

GLASS-GLASS, BIFACIAL, 2382MM X 1134MM

Longlife tested

Selection of components

Back glass

Power proofed

Performance surplus of 0 Wp to 6.49 Wp

Higher heat dispensing

Safety provided

PID free
LID Free

German warrantor

Luxor Solar GmbH | Kornbergstraße 29 | 70176 Stuttgart | Germany | T+49.711.88 888-999 | info@luxor-solar.com | www.luxor.solar

ECO LINE CLASSIC 600-620W

TOPCON, GLASS-GLASS, BIFACIAL, SW, 182R-132+

Module type	LX - XXXM/182R-132+ GG | XXX = Rated power Pmpp

Electrical data at STC

Rated power Pmpp [Wp]	600.00	605.00	610.00	615.00	620.00
Pmpp range to	606.49	611.49	616.49	621.49	626.49
Rated current Impp [A]	15.21	15.27	15.32	15.37	15.42
Rated voltage Vmpp [V]	39.46	39.65	39.84	40.03	40.22
Short-circuit current Isc [A]	16.08	16.14	16.19	16.25	16.30
Open-circuit voltage Uoc [V]	47.77	48.00	48.23	48.46	48.69
Efficiency at STC up to	22.45%	22.64%	22.82%	23.01%	23.19%
Efficiency at 200 W/m^2	21.98%	22.18%	22.36%	22.54%	22.72%

Electrical data at NOCT

Power at Pmpp [Wp]	452.16	455.93	459.70	463.46	467.23
Rated current Impp [A]	12.28	12.33	12.37	12.41	12.45
Rated voltage Vmpp [V]	36.82	36.98	37.16	37.35	37.53
Short-circuit current Isc [A]	12.98	13.03	13.07	13.12	13.16
Open-circuit voltage Uoc [V]	44.09	44.32	44.55	44.77	45.00

Specification as per STC (Standard test conditions): irradiance 1000 W/m^2 | module temperature 25°C | Air Mass = 1.5
NOCT (nominal operating cell temperature): irradiance 800 W/m2 | wind speed 1 m/sec | ambient temperature 20°C | cell operating temperature 45 +/-2°C | Air Mass = 1.5

Back - / Frontview [3, 4]

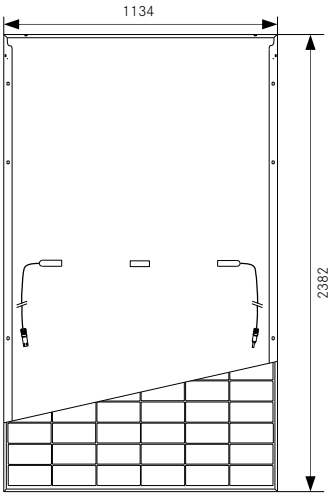

Electrical data at BNPI

Rated power Pmpp [Wp]	600.00	605.00	610.00	615.00	620.00
Maximum Rated power Pmpp [Wp]	664.80	670.34	675.88	681.42	686.96
Rated current Impp [A]	16.85	16.92	16.97	17.03	17.09
Rated voltage Vmpp [V]	39.45	39.62	39.82	40.01	40.21
Short-circuit current Isc [A]	17.82	17.88	17.94	18.01	18.06
Open-circuit voltage Uoc [V]	47.82	48.05	48.28	48.51	48.74

Specifications as per BNPI (Bifacial Nameplate Irradiance) : irradiance front 1000 W/m^2 | rear 135 W/m^2 | Temperature 25°C | Air Mass 1.5

Limiting values

Max. system voltage | max. return current	1500 V | 30 A
Safety class | Fire safety class	II | C (IEC 61730)
Operating temperature	-40 up to 85°C
Max. tested pressure/tensile load[2]	5400 Pa / 2400 Pa

Temperature coefficient

Temperature coefficient [U] | [I] | [P]	-0.25 %/°C | 0.045 %/°C | -0.29 %/°C

Electrical characteristics

UI-diagram e.g. 600 Wp

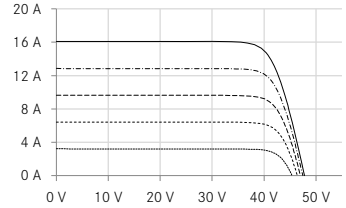

UP-diagram e.g. 600 Wp

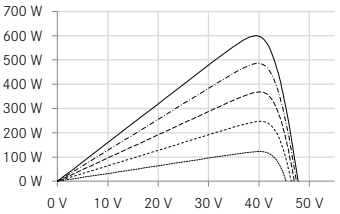

200W/m^2
400W/m^2
600W/m^2
800W/m^2
1000W/m^2

Specifications

Cells (matrix) | Wafer | Type	132 (6x22) | M10 | N-Type TOPCon
Module dimensions (L x B x H)[3] | Weight	2382 mm x 1134 mm x 30 mm | 33.5 kg
Bifaciality factor[5]	Up to 80%
Front side	2.0 mm semi tempered anti-reflection solar glass
Back side	2.0 mm semi tempered solar glass, white mesh
Frame	Stable anodised aluminium frame
Embedding mateial	POE / EVA
Junction Box | Diodes	At least IP67 | 3 Schottky Diodes
Cable	Asymmetrical cable lengths > 0.3 & 0.4 m, 4 mm² solar cable
Connectors	MC4 Connectable
Hail test (max. hailstorm)	⌀ 25 mm | impact velocity 23 m/s ≙ 83 km/h

The specifications and average values can vary slightly. Relevant is the corresponding data of the individual measurement.
Specifications are subject to change without notice. Tolerance depending on equipment: rated power +/- 3%, other values +/- 10%.
All information given in this data sheet correspondes to DIN EN 50380. A potential light-induced degradation of the power after commissioning is not considered here. Further information in the installation manuals.

1 The specific warranty conditions are given under www.luxor.solar/downloads.html
2 Horizontal mounted (IEC61215), for details please check mounting instruction
3 Tolerance L/W = +/- 3 mm, H +/-2 mm, the dimensions given in the order confirmation will be decisive
4 Location and dimensios of holes on request
5 N-Type TOPCon Bifaciality factor 77 +/- 3 %

Your specialised Luxor partner

IEC 61215
IEC 61730

Guidelines:
93/68/EEC
2014/35/EU, (LVD)
2014/30/EU, (EMC)

The validity of the certificates/listings for a specific country has to be examined under:
www.luxor.solar/downloads.html