www.jinkosolar.com

Tiger Neo

66HL4M-BDV

605-630 Watt

BIFACIAL MODULE WITH DUAL GLASS

N-type



N-Type Technology

N-Type modules with Tunnel Oxide Passivating Contacts (TOPCon) technology offer lower LID/LeTID degradation and better low light performance.

HOT 3.0 Technology

N-type modules with JinkoSolar's HOT 3.0 technology offer better reliability and efficiency.

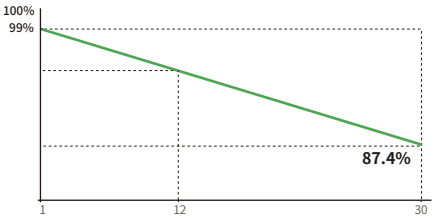

12Year Product Warranty | **30**Year Linear Power Warranty | **1**% First-year Degradation | **0.40**% Annual Degradation Over 30 Years

Dual-Sided Power Generation

Dual-sided power generation gain increases with backside exposure to light, significantly reducing LCOE.

Mechanical Load Enhanced

Certified to withstand:
5400 Pa front side max static test load
2400 Pa rear side max static test load

- IEC61215:2021 / IEC61730:2023
- IEC61701 / IEC62716 / IEC60068 / IEC62804
- ISO9001:2015: Quality Management System
- ISO14001:2015: Environment Management System
- ISO45001:2018: Occupational health and safety management systems

SMBB Technology

Better light trapping and current collection to improve module power output and reliability.

Anti-PID Guarantee

Minimizes the chance of degradation caused by PID phenomena through optimization of cell production technology and material control.

CLEAN ENERGY COUNCIL MEMBER

POSITIVE QUALITY™ Continuous Quality Assurance

JKM605-630N-66HL4M-BDV-F5-EN

66HL4M-BDV 605-630 Watt

Mechanical Characteristics

Cell Type	N- type Mono-crystalline
No. of cells	132（66×2）
Dimensions	2382×1134×30 mm
Weight	32.4 kg
Front Glass	2.0 mm, Anti-reflection Coating
Back Glass	2.0 mm, Heat Strengthened Glass
Frame	Anodized Aluminium Alloy
Junction Box	IP68 Rated
Protection Class	Class II
IEC Fire Type	Class C
Connector Type	JK03M/MC4/Others*
Output Cables	4.0 mm² (+): 400 mm , (-): 200 mm or Customized Length

* MC4 and MC4-EVO2 available upon request and subject to availability

Packaging Configuration

Pallet Dimensions	2396×1110×1251mm
Packing Detail (Two pallets = One stack)	36 pcs/pallets, 72 pcs/stack, 720 pcs/ 40'HQ Container

Specifications (STC)

Maximum Power - Pmax [Wp]	605	610	615	620	625	630
Maximum Power Voltage - Vmp [V]	40.31	40.46	40.60	40.74	40.88	41.02
Maximum Power Current - Imp [A]	15.01	15.08	15.15	15.22	15.29	15.36
Open-circuit Voltage - Voc [V]	48.48	48.68	48.88	49.08	49.28	49.48
Short-circuit Current - Isc [A]	15.90	15.96	16.02	16.08	16.14	16.20
Module Efficiency STC [%]	22.40	22.58	22.77	22.95	23.14	23.32
Power Tolerence	0 ~ + 3 %					
Temperature Coefficient of Pmax	-0.29 %/°C					
Temperature Coefficient of Voc	-0.25 %/°C					
Temperature Coefficient of Isc	0.045 %/°C					

STC: Irradiance 1000W/m², Cell Temperature 25°C, AM=1.5

Specifications (BNPI)

Maximum Power - Pmax [Wp]	668	674	679	685	690	696
Maximum Power Voltage - Vmp [V]	40.29	40.46	40.59	40.75	40.88	41.04
Maximum Power Current - Imp [A]	16.58	16.66	16.73	16.81	16.88	16.95
Open-circuit Voltage - Voc [V]	48.46	48.66	48.86	49.06	49.26	49.46
Short-circuit Current - Isc [A]	17.56	17.64	17.70	17.77	17.83	17.90

BNPI: Irradiance: front 1000W/m², rear 135W/m², Cell Temperature 25°C, AM=1.5

Application Conditions

Level T_{98} ⩽ 70 °C	-40 °C ~ +70 °C
Maximum System Voltage	1500 VDC (IEC)
Maximum Series Fuse Rating	35 A
Bifaciality Coefficents	φVoc: 98±5 %, φIsc: 80±5 %, φPmax: 80±5 %

*Short-term up to 85°C; higher operation requires IEC TS 63126 testing

Engineering Drawings

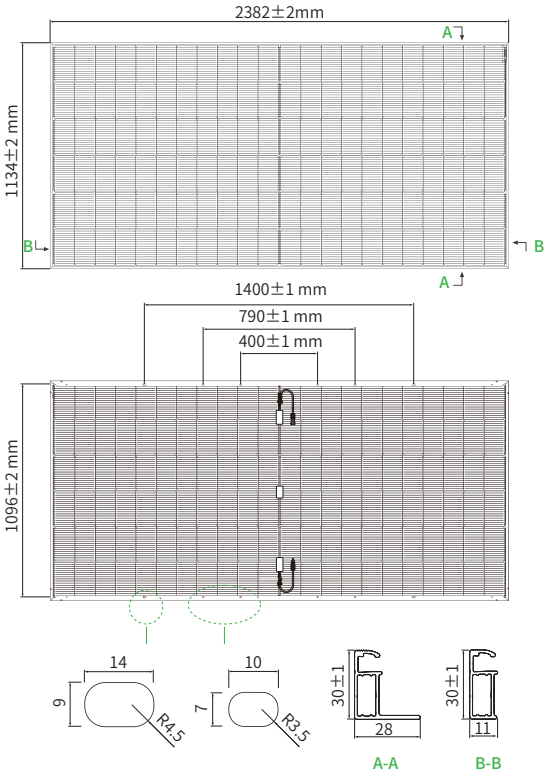

Note: For specific dimensions and tolerance ranges, please refer to the corresponding detailed module drawings.

Electrical Performance

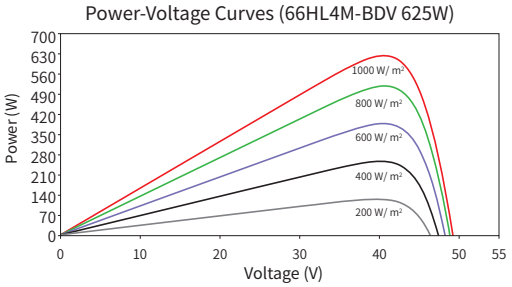

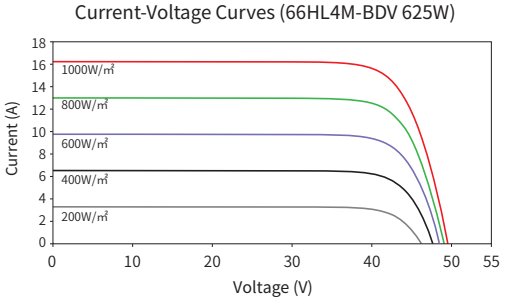

© 2025 Jinko Solar Co., Ltd. All rights reserved.

Note: Please read the safety and installation manual before using the product. We reserve the right of final interpretation. The specifications in this datasheet are subject to change without notice.