CLASSIC

LUXOR
solar module manufacturer



- POWERFUL N-TYPE TOPCON CELLS
- DOUBLE GLASS: HIGHER MECHANICAL AND THERMAL STABILITY
- BIFACIAL: DOUBLE-SIDED POWER GENERATION FOR MORE YIELD
- REDUCTION OF BALANCE-OF-SYSTEM-COSTS THROUGH HIGHER PERFORMANCE PER MODULE
- ECONOMICAL AND ROBUST MODULE DESIGN

15 YEARS
product guarantee[1]

30 YEARS
linear performance guarantee[1]

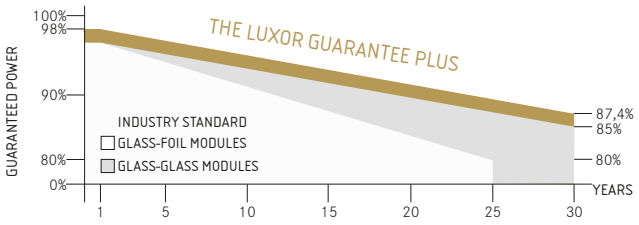

ECO LINE CLASSIC 705-725W
TOPCON SILVER WHITE

GLASS-GLASS, 2383MM X 1303MM

Longlife tested
- Selection of components
- Back glass

Power proofed
- Performance surplus of 0 Wp to 6.49 Wp
- Higher heat dispensing

Safety provided
- PID free LID Free
- German warrantor

Luxor Solar GmbH | Kornbergstraße 29 | 70176 Stuttgart | Germany | T+49.711.88 888-999 | info@luxor-solar.com | www.luxor.solar

ECO LINE CLASSIC 705-725W

TOPCON, GLASS-GLASS, BIFACIAL, SW, 210-132+

Module type	LX - XXXM/210-132+ GG | XXX = Rated power Pmpp

Electrical data at STC

Rated power Pmpp [Wp]	705.00	710.00	715.00	720.00	725.00
Pmpp range to	711.49	716.49	721.49	726.49	731.49
Rated current Impp [A]	17.38	17.42	17.45	17.49	17.52
Rated voltage Vmpp [V]	40.58	40.78	40.98	41.18	41.39
Short-circuit current Isc [A]	18.49	18.53	18.56	18.61	18.64
Open-circuit voltage Uoc [V]	49.13	49.37	49.61	49.85	50.11
Efficiency at STC up to	22.90%	23.07%	23.23%	23.39%	23.55%
Efficiency at 200 W/m^2	22.46%	22.63%	22.78%	22.94%	23.10%

Electrical data at NOCT

Power at Pmpp [Wp]	531.29	535.06	538.82	542.59	546.36
Rated current Impp [A]	14.03	14.06	14.09	14.12	14.14
Rated voltage Vmpp [V]	37.87	38.06	38.24	38.43	38.64
Short-circuit current Isc [A]	14.93	14.96	14.98	15.02	15.05
Open-circuit voltage Uoc [V]	45.35	45.58	45.82	46.06	46.31

Specification as per STC (Standard test conditions): irradiance 1000 W/m^2 | module temperature 25°C | Air Mass = 1.5
NOCT (nominal operating cell temperature): irradiance 800 W/m2 | wind speed 1 m/sec | ambient temperature 20°C | cell operating temperature 45 +/-2°C | Air Mass = 1.5

Back - / Frontview [3, 4]

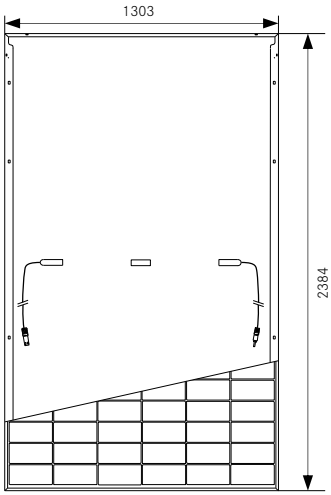

Electrical data at BNPI

Rated power Pmpp [Wp]	705.00	710.00	715.00	720.00	725.00
Maximum Rated power Pmpp [Wp]	781.14	786.68	792.22	797.76	803.30
Rated current Impp [A]	19.26	19.30	19.33	19.38	19.41
Rated voltage Vmpp [V]	40.56	40.76	40.97	41.17	41.38
Short-circuit current Isc [A]	20.49	20.53	20.56	20.62	20.65
Open-circuit voltage Uoc [V]	49.18	49.42	49.66	49.90	50.16

Specifications as per BNPI (Bifacial Nameplate Irradiance) : irradiance front 1000 W/m^2 | rear 135 W/m^2 | Temperature 25°C | Air Mass 1.5

Limiting values

Max. system voltage | max. return current	1500 V | 30 A
Safety class | Fire safety class	II | C (IEC 61730)
Operating temperature	-40 up to 85°C
Max. tested pressure/tensile load[2]	5400 Pa / 2400 Pa

Temperature coefficient

Temperature coefficient [U] | [I] | [P]	-0.25 %/°C | 0.045 %/°C | -0.29 %/°C

Specifications

Cells (matrix) | Wafer | Type	132 (6x22) | M12 | N-Type TOPCon
Module dimensions (L x B x H)[3] | Weight	2384 mm x 1303 mm x 33 mm | 38.7 kg
Bifaciality factor[5]	Up to 80%
Front side	2.0 mm semi tempered anti-reflection solar glass
Back side	2.0 mm semi tempered solar glass, white mesh
Frame	Stable anodised aluminium frame
Embedding mateial	POE / EVA
Junction Box | Diodes	At least IP67 | 3 Schottky Diodes
Cable	Asymmetrical cable lengths > 0.2 & 0.4 m, 4 mm² solar cable
Connectors	MC4 Connectable
Hail test (max. hailstorm)	⌀ 45 mm | impact velocity 30.7 m/s ≙ 110.5 km/h

Electrical characteristics

UI-diagram e.g. 710 Wp

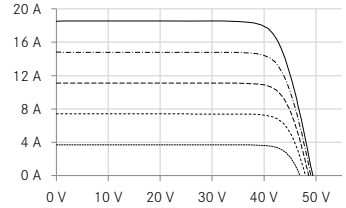

UP-diagram e.g. 710 Wp

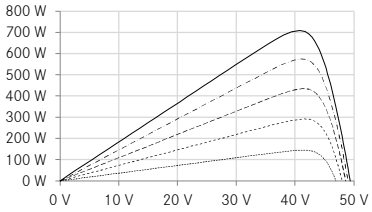

200W/m^2
400W/m^2
600W/m^2
800W/m^2
1000W/m^2

The specifications and average values can vary slightly. Relevant is the corresponding data of the individual measurement.
Specifications are subject to change without notice. Tolerance depending on equipment: rated power +/- 3%, other values +/- 10%.
All information given in this data sheet correspondes to DIN EN 50380. A potential light-induced degradation of the power after commissioning is not considered here. Further information in the installation manuals.

1 The specific warranty conditions are given under www.luxor.solar/downloads.html
2 Horizontal mounted (IEC61215), for details please check mounting instruction
3 Tolerance L/W = +/- 3 mm, H +/-2 mm, the dimensions given in the order confirmation will be decisive
4 Location and dimensios of holes on request
5 N-Type TOPCon Bifaciality factor 77 +/- 3 %

Your specialised Luxor partner

IEC 61215
IEC 61730

Guidelines:
93/68/EEC
2014/35/EU, (LVD)
2014/30/EU, (EMC)

The validity of the certificates/listings for a specific country has to be examined under:
www.luxor.solar/downloads.html