Deye

SMART TX

SUN-SMART-TX01

SAFETY INSTRUCTIONS

Smart TX is the main node used to establish communication between the inverter and smart CT, smart switch and smart plug.

Safety Instructions

Labels	Description
	Symbol for the marking of electrical and electronics devices according to Directive 2002/96/EC. Indicates that the device, accessories and the packaging must not be disposed as unsorted municipal waste and must be collected separately at the end of the usage. Please follow Local Ordinances or Regulations for disposal or contact an authorized representative of the manufacturer for information concerning the decommissioning of equipment.
	Voltage-free only when the plug is pulled.
	Do not stack for use.
	Indoor use.

Product Size

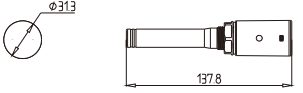

Part list



Instruction of installation

Step1: Unscrew the sealing cover of one COM inlet of the inverter, and fix the smart TX to this inlet.

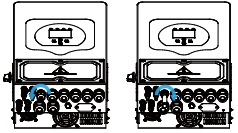

Step2: Connect the meter port of the inverter and the RJ45 port of the smart TX using the communication cable from the accessory package.
Step3(Optional): If the meter port of inverter can't output 5V DC power, please use the external USB to Type-C power cable to connect the Type-C port of Smart TX and the external power source.

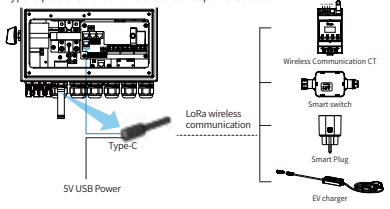

Indicator Light Description



Indicator	Status	Description
RS485 Indicator	Steady on	Indicates that no communication is detected.
	Flashing at 1-second intervals	Indicates that communication is normal.
	Flashing at intervals shorter than 1 second	During firmware upgrading, it flashes synchronously with LoRa indicator at intervals shorter than 1 second (approximately 0.5 seconds, depending on communication speed).
Lora indicator	Steady on	Indicates that no communication is detected.
	Flashing at 1-second intervals	Indicates that communication is normal.
	Flashing at intervals shorter than 1 second	During firmware upgrading, it flashes synchronously with RS485 indicator at intervals shorter than 1 second (approximately 0.5 seconds, depending on communication speed).

Technical Data

Electrical parameter	
Input Voltage	DC 5V
Communication	
Communication Mode	Lora
Communication Distance	200m(Without shelter)
Basic parameters	
Operating Temperature Range (°C)	-40 to 60°C
Permissible Ambient Humidity	0-100%
Ingress Protection(IP) Rating	IP20 (After installation IP65)
Permissible Altitude	⩽4000
Size	137.8*31.3*31.3mm
Weight	45.8g
Warranty	2 Years
Standard	IEC/EN 62368-1
Lora parameters	
Frequency Range	863MHz-870MHz
Antenna	Built-in
Antenna Gain	0.79dBi@868MHz

EU Declaration of Conformity

CE

within the scope of the EU directives

- Radio Equipment Directive 2014/53/EU (RED)
- Restriction of the use of certain hazardous substances 2011/65/EU(RoHS)

NINGBO DEYE INVERTER TECHNOLOGY CO.,LTD. confirms herewith that the products described in this document are in compliance with the fundamental requirements and other relevant provisions of the above mentioned directives. The entire EU Declaration of Conformity and certificate can be found at https://www.deyeinverter.com/download/#smart-load.

Download Declaration

30240301004803 Ver 1.2.0