



Sunlight RES OPzS Key Advantages



Offering an excellent combination of high capacity performance and long cycle life, **RES OPzS batteries are the ideal solution for your demanding Renewable Energy Storage applications.**



Minimum Maintenance Requirements



Long Cycle Life up to 2800 cycles at 50% DoD



Operational Safety




Fully Recyclable Product Circular Economy Enabler



Excellent Capacity Performance

The Sunlight Red Lead Advantage



Features

99.99% pure lead for Red Lead production

100% Red Lead in our positive plates through dry filling process

100% plates weight control and data statistical evaluation

Benefits

Longer life span of batteries

Full Capacity within the first 3-5 cycles

Minimized self-discharge

Sustained performance throughout battery lifetime

Batteries with Liquid Electrolyte Key Characteristics

Vented lead-acid batteries with tubular plates for Renewable Energy Storage applications

Pole

Premium sliding pole design for perfect sealing

Vent Plugs

Low maintenance design
Ceramic plug, funnel plug, recombination plug options with or without flame arrestor for even lower maintenance intervals and increased safety

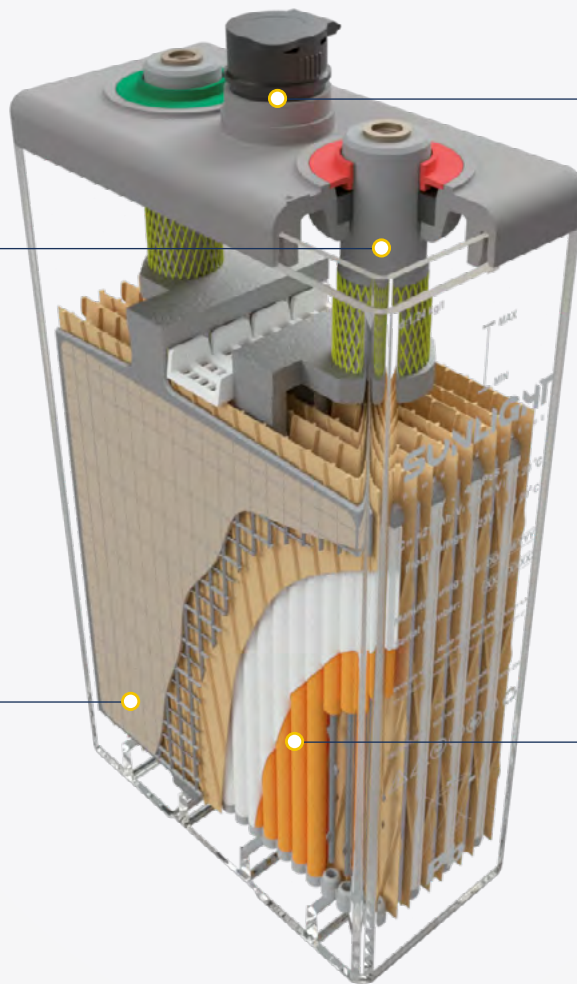
Container

High impact resistant SAN, available also in flame retardant material (UL 94 V-0 rating)

Transparent for easy electrolyte level monitoring

Tubular Positive Plate

Performance and durability with ultrasonic welding of bottom bar



Product Range

	Model	Voltage [V]	Rated Capacity at 20°C (68°F)			Dimensions				Weight		Terminal Details	
			C ₁₂₀ / 1,85V [Ah]	C ₁₀₀ / 1,85V [Ah]	C ₄₈ / 1,80V [Ah]	Length - L [mm (in)]	Width - W [mm (in)]	Height - h1 [mm (in)]	Height - h2 [mm (in)]	Wet [kg (lb)]	Dry [kg (lb)]	Number of Poles	Layout
Cells	2V 2 RES OPzS 185	2	190	187	177	103 (4.06)	206 (8.11)	355 (13.98)	383 (15.08)	13.4 (29.5)	8.2 (18.1)	2	Fig 1
	2V 3 RES OPzS 260	2	270	266	252	103 (4.06)	206 (8.11)	355 (13.98)	383 (15.08)	15.6 (34.6)	10.6 (23.4)	2	Fig 1
	2V 4 RES OPzS 300	2	312	308	296	103 (4.06)	206 (8.11)	355 (13.98)	383 (15.08)	17.5 (38.6)	12.8 (28.2)	2	Fig 1
	2V 5 RES OPzS 375	2	392	387	374	124 (4.88)	206 (8.11)	355 (13.98)	383 (15.08)	21.2 (46.7)	15.4 (34.0)	2	Fig 1
	2V 6 RES OPzS 450	2	468	462	444	145 (5.71)	206 (8.11)	355 (13.98)	383 (15.08)	24.9 (54.9)	18.0 (39.7)	2	Fig 1
	2V 5 RES OPzS 550	2	559	551	534	124 (4.88)	206 (8.11)	471 (18.54)	499 (19.65)	28.6 (63.1)	20.7 (45.6)	2	Fig 1
	2V 6 RES OPzS 660	2	669	659	639	145 (5.71)	206 (8.11)	471 (18.54)	499 (19.65)	33.5 (73.9)	24.2 (53.4)	2	Fig 1
	2V 7 RES OPzS 750	2	759	748	727	166 (6.54)	206 (8.11)	471 (18.54)	499 (19.65)	38.4 (84.7)	27.6 (60.8)	2	Fig 1
	2V 5 RES OPzS 900	2	929	918	881	145 (5.71)	206 (8.11)	646 (25.43)	674 (26.54)	42.3 (93.3)	29.3 (64.6)	2	Fig 1
	2V 6 RES OPzS 965	2	993	983	954	145 (5.71)	206 (8.11)	646 (25.43)	674 (26.54)	46.5 (102.5)	33.7 (74.3)	2	Fig 1
	2V 7 RES OPzS 1230	2	1264	1249	1203	191 (7.52)	210 (8.27)	646 (25.43)	674 (26.54)	59.4 (131.0)	42.4 (93.5)	4	Fig 2
	2V 8 RES OPzS 1275	2	1323	1309	1272	191 (7.52)	210 (8.27)	646 (25.43)	674 (26.54)	63.5 (140.0)	46.7 (103.0)	4	Fig 2
	2V 9 RES OPzS 1480	2	1527	1509	1464	233 (9.17)	210 (8.27)	646 (25.43)	674 (26.54)	73.5 (162.0)	52.3 (115.3)	4	Fig 2
	2V 10 RES OPzS 1590	2	1638	1620	1573	233 (9.17)	210 (8.27)	646 (25.43)	674 (26.54)	77.6 (171.1)	56.7 (125.0)	4	Fig 2
	2V 11 RES OPzS 1885	2	1944	1921	1856	275 (10.83)	210 (8.27)	646 (25.43)	674 (26.54)	87.7 (193.3)	62.4 (137.6)	4	Fig 2
	2V 12 RES OPzS 1905	2	1962	1940	1887	275 (10.83)	210 (8.27)	646 (25.43)	674 (26.54)	91.9 (202.6)	66.8 (147.3)	4	Fig 2
	2V 11 RES OPzS 2285	2	2364	2326	2234	275 (10.83)	210 (8.27)	797 (31.38)	825 (32.48)	108.9 (240.1)	77.0 (169.8)	4	Fig 2
	2V 12 RES OPzS 2225	2	2383	2347	2272	275 (10.83)	210 (8.27)	797 (31.38)	825 (32.48)	114.1 (251.5)	82.5 (181.9)	4	Fig 2
	2V 14 RES OPzS 2765	2	3001	2952	2839	399 (15.71)	214 (8.43)	772 (30.39)	800 (31.50)	145.9 (321.7)	100.4 (221.3)	6	Fig 3
	2V 15 RES OPzS 2920	2	3087	3040	2933	399 (15.71)	214 (8.43)	772 (30.39)	800 (31.50)	151.0 (332.9)	106.0 (233.7)	6	Fig 3
2V 16 RES OPzS 2970	2	3162	3115	3015	399 (15.71)	214 (8.43)	772 (30.39)	800 (31.50)	156.2 (344.4)	111.5 (245.8)	6	Fig 3	
2V 18 RES OPzS 3780	2	3908	3846	3687	487 (19.17)	212 (8.35)	772 (30.39)	800 (31.50)	183.7 (405.0)	128.6 (283.5)	8	Fig 4	
2V 20 RES OPzS 4075	2	4217	4152	3994	487 (19.17)	212 (8.35)	772 (30.39)	800 (31.50)	194.1 (427.9)	139.6 (307.8)	8	Fig 4	
2V 22 RES OPzS 4455	2	4502	4435	4269	576 (22.68)	212 (8.35)	772 (30.39)	800 (31.50)	219.7 (484.4)	153.8 (339.1)	8	Fig 4	
2V 24 RES OPzS 4620	2	4774	4704	4539	576 (22.68)	212 (8.35)	772 (30.39)	800 (31.50)	229.9 (506.9)	165.0 (363.8)	8	Fig 4	
2V 26 RES OPzS 4730	2	4923	4854	4710	576 (22.68)	212 (8.35)	772 (30.39)	800 (31.50)	240.3 (529.8)	176.0 (388.0)	8	Fig 4	
Blocks	6V 3 RES OPzS 240	6	246	243	235	233 (9.17)	224 (8.82)	345 (13.58)	394 (15.51)	41.2 (90.8)	29.8 (65.7)	2	Fig 5
	6V 4 RES OPzS 280	6	293	290	282	272 (10.71)	205 (8.07)	332 (13.07)	375 (14.76)	46.9 (103.4)	34.5 (76.1)	2	Fig 6
	6V 5 RES OPzS 385	6	398	393	380	380 (14.96)	205 (8.07)	332 (13.07)	375 (14.76)	60.8 (134.0)	43.0 (94.8)	2	Fig 6
	6V 6 RES OPzS 405	6	423	418	410	380 (14.96)	205 (8.07)	332 (13.07)	375 (14.76)	67.2 (148.2)	49.7 (109.6)	2	Fig 6
	12V 1 RES OPzS 85	12	89	88	84	272 (10.71)	205 (8.07)	332 (13.07)	375 (14.76)	40.9 (90.2)	29.3 (64.6)	2	Fig 7
	12V 2 RES OPzS 130	12	143	141	138	272 (10.71)	205 (8.07)	332 (13.07)	375 (14.76)	49.3 (108.7)	37.9 (83.6)	2	Fig 7
	12V 3 RES OPzS 190	12	207	205	200	380 (14.96)	205 (8.07)	332 (13.07)	375 (14.76)	69.5 (153.2)	53.0 (116.8)	2	Fig 7


Height 2 (h2) includes installed connectors and bolts.

M10 Terminal type (applicable to all models).

All dimensions and weights shown are subject to manufacturing tolerances.

Sizes compliant with DIN 40736-1 and 40737-3 specifications

Terminal Layout



Applications

Developed for Renewable Energy Systems & Demanding Cyclic Applications



Solar PV

Wind Farms



Telecom Networks



Smart Grids



Residential Installations

Traffic Signal Systems



IEC 60896-11/ IEC 62485-2/ IEC 61427
ISO 9001/ ISO 14001/ ISO 45001



Sunlight Group Energy Storage Systems
Headquarters Greece T: +30 210 624 5400

info@sunlight.gr
the-sunlight-group.com

