

12Volt

150ah @20hr

120ah @ 5hr

Deep Cycle Flooded / / Low Maintenance

ELECTRICAL SPECIFICATIONS

20HR Capacity [AH] :	150
20HR Capacity [AH] :	120
Capacity @25Amps [min] :	280
Capacity @56Amps [min] :	102
Capacity @75Amps [min] :	70

PHYSICAL SPECIFICATIONS

Length [mm] (±1,5) :	330
Width [mm] (±1,5) :	182
Height [mm] (±1,5) :	245
Total Height [mm] (±1,5) :	275
Battery Weight [kgr] (±0,5) :	37
Acid Density	1.280g/cm (25°C)

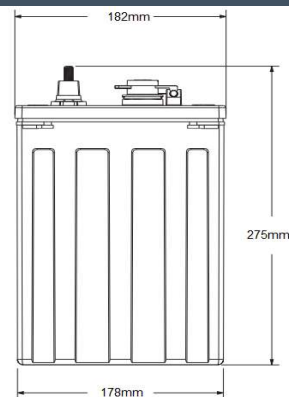
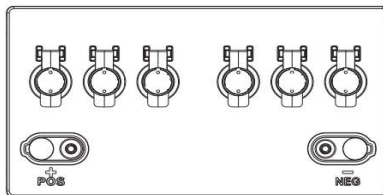
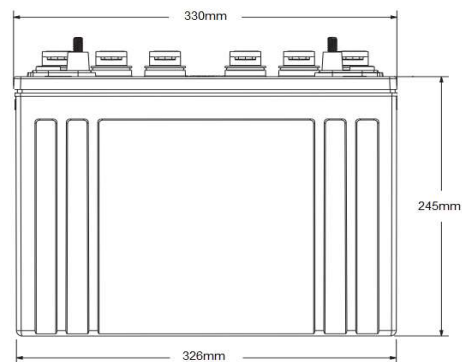


Case :	Black
Cover :	Black
Handle :	Black

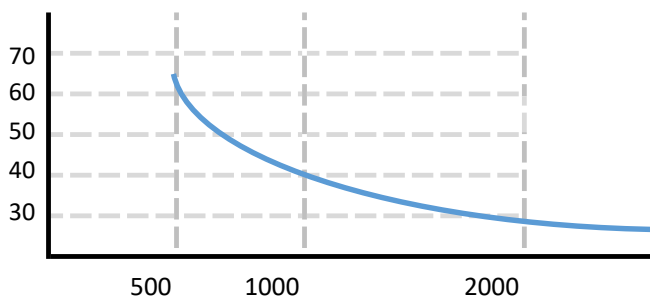
Charging Voltage Setting @ 25°C	12V
Bulk Charge	14,82
Float Charge	13,50
Equalize Charge	16,20

Do not install or charge batteries in a sealed or non-ventilated compartment. Constant under or overcharging will damage the battery and shorten its life as with any battery.

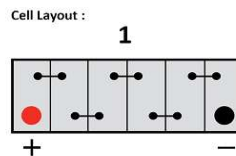
Battery Dimesnions



Life Cycles



Terminal Layout / Polarity



Terminal Type

